

PAPER • OPEN ACCESS

## Numerical Ability Analysis: The Impact of the Two Stay-Two Stray Learning Model on the Sequence and Series Topic in Islamic Boarding School

To cite this article: Syamsul Huda *et al* 2020 *J. Phys.: Conf. Ser.* **1467** 012002

View the [article online](#) for updates and enhancements.



**IOP | ebooks™**

Bringing together innovative digital publishing with leading authors from the global scientific community.

Start exploring the collection—download the first chapter of every title for free.

# Numerical Ability Analysis: The Impact of the Two Stay-Two Stray Learning Model on the Sequence and Series Topic in Islamic Boarding School

Syamsul Huda<sup>1,\*</sup>, Muhamad Yasin<sup>1</sup>, Adhenia Fitri<sup>2</sup>, Muhamad Syazali<sup>2</sup>, Nanang Supriadi<sup>2</sup>, Rofiqul Umam<sup>3</sup>, Kittisak Jermsittiparsert<sup>4</sup>

<sup>1</sup> Institut Agama Islam Negeri Kediri, East Java, Indonesia

<sup>2</sup> Universitas Islam Negeri Raden Intan Lapung, Indonesia

<sup>3</sup> School of Science and Technology, Kwansai Gakuin University, Sanda, Japan

<sup>4</sup> Social Research Institute, Chulalongkorn University, Bangkok, Thailand

\*Correspondent author: [syamsul\\_huda63@yahoo.co.id](mailto:syamsul_huda63@yahoo.co.id)

**Abstract.** Numerical ability is very important to possess by students in learning mathematics. Increased numerical ability impacts learning outcomes. The purpose of this study was to determine the impact of the Two Stay-Two Stray learning model on the numerical ability of students on the sequence and series topics. The research method used was a quasi-experimental method with a post-test-only control design research design. The assessment instrument used the problem description. Based on the analysis of the post-test score by using a t-test of two uncorrelated samples obtained  $t_{\text{observed}} = 2.955 > t_{\text{critical}} = 2.002$  ( $\alpha = 0.05$ ) with an average post-test score of 81.6 in the experimental class and 76 in the control class. A significant result of numerical ability between the control class and the experimental class was found. It can be concluded that the Two-Stay Two-Stray model produced a greater post-test mean score than the conventional model.

## 1. Introduction

Mathematical learning is expected to make students have good numerical abilities, such as counting and thinking logically when working on math problems [1,2]. Numeric ability related to quickly and precisely in calculating the basic mathematical calculation operations [1,3]. This ability is important possessed by every student in the process of learning mathematics because it also affects the ability to solve mathematical problems [2]. Therefore, the teacher must help in increasing students' numerical abilities [4].

The reality at this time many students who have difficulty in learning mathematics because of the low numerical ability possessed [2]. The stages of mathematics learning implemented currently do not involve students yet actively in the learning process [5]. As a result, the process of learning mathematics in schools is only memorized and not training the mindset of students. Teachers should improve learning patterns and seek innovation in the process of learning mathematics [3, 6]. The problem of the learning process that often heard is the learning activities with learning methods which still centered on the teacher and not yet variation in the learning model [7] then we need a learning model that allows students to be able to support their abilities and encourage students in the learning



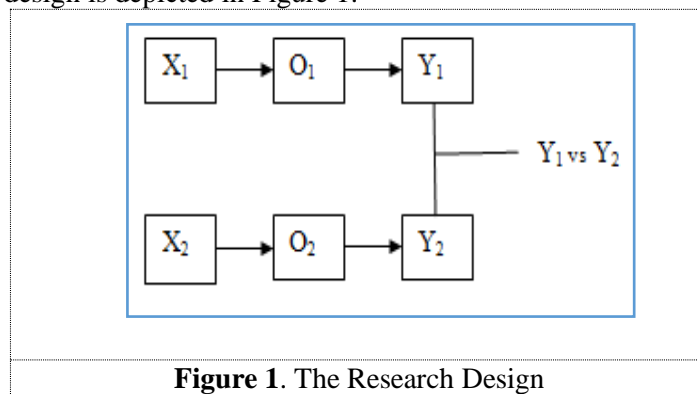
process [8]. One model of cooperative learning that can be applied is the Two Stay-Two Stray learning model.

Two Stay-Two Stray learning model is a learning model in which two students who live in groups provide information to group members who visit, then two other students visit other groups to look for information, after visiting, students return to the original group to discuss the results of information obtained from other groups [9, 10]. Several studies have shown that the Two Stay-Two Stray learning model is better than conventional learning models [10]. The Two Stay-Two Stray learning model can be applied to mathematics learning, such as in sequence and series topic [11]. Sequence and series topic is one topic that requires a variety of solutions [12], so we need good skills to teach them [13]. Many students find it difficult to learn the topic of sequence and series, especially in understanding the concept of the tribe in the sequence, difficulty understanding the main problem so that students are difficult to write down what is known and determining the steps of solving problems about the sequence and series [14]. For this reason, research is needed to improve students' ability to solve problems related to sequences and series topics.

Various studies on the Two Stay-Two Stray learning model have been studied because this model has a positive impact on learning, which can improve learning outcomes [15–19] mathematical communication skills of students [10] concept understanding [20] and various other mathematical abilities [21–35]. Research on the relationship of numerical ability in students has also been carried out by previous researchers [1, 2, 36–38]. Based on previous research, we are interested in researching with the renewal that seeing numerical abilities using the Two Stay-Two Stray learning model. We know that not yet previous research has examined the numerical ability by applying the Two Stay-Two Stray learning model. Then, the purpose of this study is to determine the impact of the Two Stay-Two Stray learning model on students' numerical ability on the sequence and series topics.

## 2. Research Method

The type of research method in this study is a quasi-experimental study with a post-test only control design. The research design is depicted in Figure 1.



**Figure 1.** The Research Design

X<sub>1</sub>= Experimental Class

X<sub>2</sub>= Control Class

O<sub>1</sub>= Treatment with the Two Stay-Two Stray model

O<sub>2</sub>= Treatment with Conventional models

Y<sub>1</sub>= Experimental class using the Two Stay-Two Stray model

Y<sub>2</sub>= Control class using Conventional models

The final test after the learning method called the post-test. Data collection techniques in this study using a description test. To test the research hypothesis, we used the t-test for two-sample uncorrelated. Before conducting the hypothesis test, a prerequisite test is carried out, namely the normality test and the homogeneity test [39].

Assumptions for normality test:

H<sub>0</sub>: normally distributed data

H<sub>1</sub>: not normally distributed data

Test: If  $L_{Count} \leq L_{Table}$  then, H<sub>0</sub> is accepted, so both data are normally distributed.

Assumptions for homogeneity test:

H<sub>0</sub>: homogeneous data

H<sub>1</sub>: not homogeneous data.

Test: If the value of  $\chi^2_{count} \leq \chi^2_{table}$  then H<sub>0</sub> is accepted, so both data are homogeneous.

After the normality and homogeneity tests are carried out, it will be continued with the test for two-samples correlated with the formulation of the right-side test hypothesis as follows:

Variable:

μ<sub>1</sub>: numerical abilities that apply the Two Stay-Two Stray model

μ<sub>2</sub>: numerical abilities that apply the Conventional model

Hypothesis test:

$$H_0: \mu_1 \leq \mu_2$$

$$H_1: \mu_1 > \mu_2$$

Test: If  $t_{count} \leq t_{table}$ , then H<sub>0</sub> is accepted.

### 3. Results and Discussion

Based on the research design, the results of the statistical analysis of the post-test numerical ability of students in sequence and series topic as in Table 1.

**Table 1.** Data of numerical ability post-test

Groups	X <sub>max</sub>	X <sub>min</sub>	Measuring Central Tendency			Measuring of Group Variance	
			$\bar{x}$	M <sub>o</sub>	M <sub>e</sub>	R	Sd
Experimental	96	72	81.6	76	80	24	7.093
Control	88	64	76	68	76	24	7.575

Based on post-test data, the highest value in the experimental class is 96 and the control class is 88, while the lowest value in the experimental class is 72 and the control class is 64. The average in the experimental class is 81.6 which is greater than the average of the control class that is equal to 76. It can be concluded that the post-test of the experimental class treated with the Two Stay-Two Stray learning model is higher than the control class that treated with a conventional approach.

Before the t-test is carried out, the prerequisite test is the normality test and homogeneity test first. A normality test is used to determine whether the data is normally distributed or not. The results of the normality test of the post-test data group are presented in Table 2.

**Table 2.** Normality test results of post-test

Groups	L <sub>count</sub>	L <sub>table</sub>	Test Decision
Experimental	0.152	0.159	H <sub>0</sub> is accepted
Control	0.135	0.159	H <sub>0</sub> is accepted

Based on normality test results that summarized in Table 2, the experimental group with  $L_{\text{count}}=0.152$  and  $L_{\text{Table}}= 0.159$ , then  $H_0$  is accepted. For the control class group with  $L_{\text{count}}= 0.135$  and  $L_{\text{Table}}= 0.159$  then  $H_0$  is accepted. In each group,  $L_{\text{count}} \leq L_{\text{table}}$ , so the null hypothesis for each group is accepted [40]. So it can be concluded that the data in each group come from populations that are normally distributed. Then the homogeneity test will be carried out. The variance-test of data in this study used the Bartlett test. Calculation of homogeneity test data of students in each group with the homogeneity test of the post-test, with a significance level ( $\alpha$ )= 5% have listed in Table 3.

**Table 3.** Homogeneity test of post-test

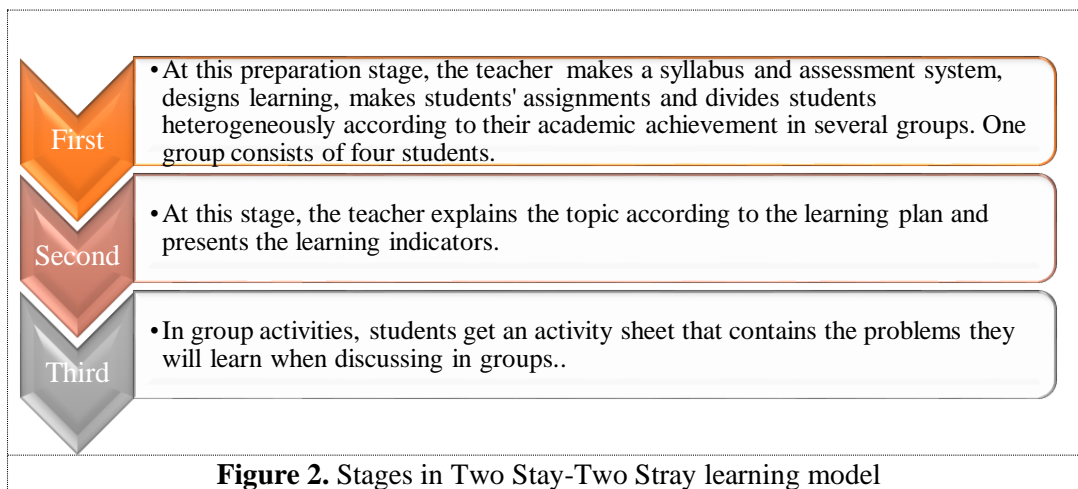
Groups	$\chi_{\text{count}}^2$	$\chi_{\text{table}}^2$	Test Decision
$X_1$ and $X_2$	0.125	3.481	$H_0$ is accepted

Based on Table 3, it was found that the homogeneity test for the experimental class and the control class had  $\chi_{\text{count}}^2 = 0.125$  and  $\chi_{\text{table}}^2 = 3.481$ . Because of  $\chi_{\text{count}}^2 \leq \chi_{\text{table}}^2$  then  $H_0$  is accepted, so it can be concluded that the sample came from the same population variance. Because of the results of the normal distribution test indicate that the data come from normally distributed populations and the homogeneity test shows that the data come from the same population variance, further testing is needed, namely the parametric test or t-test with two-samples uncorrelated [41]. The data tested is the result of the post-test of numerical ability with sequence and series topics. The results of the calculation of the two sample uncorrelated t-tests can be seen in Table 4.

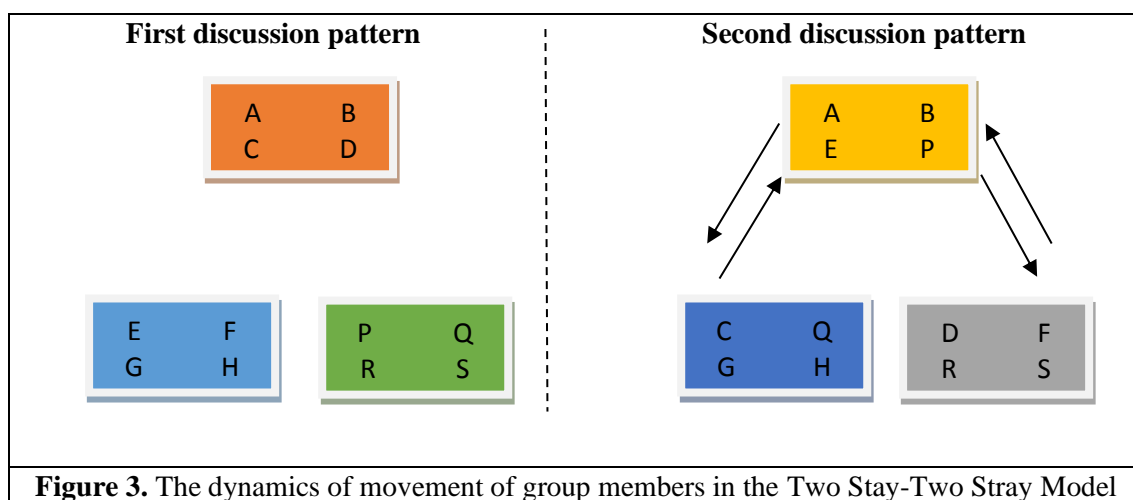
**Table 4.** The t-test of post-test for two-sample uncorrelated

Groups	$t_{\text{count}}$	$t_{\text{table}}$	Test Decision
$X_1$ and $X_2$	2.955	2.002	$H_0$ is accepted

Based on data analysis, it can be concluded that  $t_{\text{count}} = 2.955$  and a significance level of ( $\alpha$ )= 5% is obtained  $t_{\text{table}} = 2.002$  so,  $t_{\text{count}} > t_{\text{table}}$  indicating that  $H_0$  is rejected. Thus, it can be said that there is a significant difference in the average value of the post-test results between the numerical ability of the experimental class and the control class. So it can be concluded that the Two Stay-Two Stray learning model is better than the conventional learning model. Two Stay-Two Stray learning model is a learning model in which two students who live in a group provide information to group members who visit, then two other students visit other groups to look for information, after visiting students return to the original group to discuss the results of the information obtained from other groups. The learning stages of the Two Stay-Two Stray consist of 3 stages as describe in Figure 2:



After getting an activity sheet that contains problems related to the concept of the topic and its classification, students discuss and study it in groups. The group learning procedure follows the steps: (1) Students work together in groups (2) Two group members are guests to the other two groups. (3) Two people in the group are tasked with distributing work results and information to guests. (4) Guests excuse themselves and return to the original group and provide information from other groups. (5) Each group discusses the results of their work. The scheme for changing group members in this learning method is as follows in Figure 3 (to facilitate explanation, the case is discussed for the number of students of twelve people).



After discussing to solve the problems on the activity sheet, one group can present the results of their group work to be discussed with other groups. Then the teacher directs the students and discusses the results of the activity sheet. At the last are group evaluation and appreciation. Each student is given a question containing questions that correspond to the topic that has been learned then the teacher gives a gift or award to the group that answers with the highest score. This stage aims to find out how much students understand the topic by applying the Two Stay-Two Stray learning model.

The strengths of the Two Stay-Two Stray learning model are that it is easily broken down into pairs, more tasks can be done, teachers are easy to monitor, can be applied to all classes / levels, learners' learning tendencies become better, they are more oriented to activeness, it is expected that brave learners expressing their opinions, increasing students 'cohesiveness and confidence, students' speaking abilities can be improved and help improve interest and learning achievement [42]. During the learning process using the Two Stay-Two Stray model, participants are more active in following

the learning process. Students recall the concepts that have been learned first and then provide information to other group members, so students can be better to understand the concept and easier to remember the lesson. Students' responses to the Two Stay-Two Stray learning model have a positive response and this shows that students are interested in the Two Stay-Two Stray learning model in line and series topic.

Students' interest in the Two Stay-Two Stray learning model can be seen based on the learning atmosphere when the learning model is applied, participants feel happy and look active in delivering topic to their friends, and students easily understand what their friends are saying, helping students communicate well with participants other students, as well as making students motivated in learning by using the Two Stay-Two Stray learning model on sequence and series topic [43]. Based on the process that has been done, activities between students who live the same as the activities of students who visit because both of them get the same topic and able to understand the same topic. After the learning topic is finished, the students are given a post-test so that the researcher can find out whether there is an influence of the Two Stay-Two Stray learning model on the numerical ability of students [44]. In the Two Stay-Two Stray learning model, some students do not respond when reviewing concepts, questions, and answers about the topic that has been previously discussed. Besides, another student still afraid to express opinions and still rely on friends. At the stage of concluding, students respond well because they can understand the learning topic. The process of learning control class with conventional models runs well and some students are active in asking questions when educators explain the topic or when given questions about the practice of sequence and series topic, but some participants chatted while the educator explained the topic and when the students recorded the topic. There are differences in the activities of students during the learning process, there are those who try and actively ask questions during the learning process or to work on problems, but there are also students who are not focused, chatting and only see the results of their friends' answers without trying to work on the problem, the same as the experimental class, participants students in the control class were given a post-test question after the learning topic was completed [45].

The Two Stay-Two Stray learning model makes students more active in understanding subject topic finding information. Students recall the concepts that have been learned first and then provide information to other group members, so students can better understand the concept and easier to remember the lesson. Students can discuss with other groups so that they get more input or criticism and get lots of knowledge. The stages in the Two Stay-Two Stray learning model are as follows Preparation, at this stage, the teacher makes a syllabus and assessment system, designs learning, makes students' assignments and divides students heterogeneously according to their academic achievement in several groups. One group consists of four students. Teacher presentation, At this stage, the teacher explains the topic by following the learning plan and presents learning indicators[46]. Group activities, In group activities, students get an activity sheet that contains the problems they will learn when discussing in groups [47]. After getting an activity sheet that contains problems related to the concept of material and its classification, students discuss and study it in groups of four students [48]. Formality, after discussing to solve the problems on the activity sheet, one group can present the results of their group work to be discussed with other groups, then the teacher directs students and discusses the results of the activity sheet. Group evaluation and awards, each student is given questions containing questions that are in accordance with the topic that has been studied than the teacher gives a gift or award to the group that answers with the highest score, this stage aims to find out how much students understand the material with the application Two Stay-Two Stray learning model.

Based on this, students with the application of the Two Stay-Two Stray learning model produce better numerical abilities than students who applied conventional learning. By the results of this study which states that students who obtain the Two Stay-Two Stray learning model are better than students who obtain conventional learning of numerical ability [49]. The results of this study are in line with the results of previous studies which show that the TSTS model has a good effect on the learning process. Research conducted by Astuti obtained statistical analysis  $t_{count} = 3.057$  and  $t_{table} = 1.994$  with

= 0.05. then  $H_0$  is rejected and  $H_1$  is accepted [50]. With the acceptance of  $H_1$ , it means that student mathematics learning outcomes through the TSTS type cooperative learning model is better than student mathematics learning outcomes using conventional learning models [19]. Research conducted by Yunus whose results indicate that students' mathematical communication skills can be increased by learning with the TSTS model [10]. Research by Asmawati showed that the average learning outcomes in learning LC 5E and TSTS assisted by LKPD were higher than expository learning [9].

#### 4. Conclusions

Based on the results of the study and discussion of the post-test values by t-test for two uncorrelated samples were obtained  $t_{\text{count}} = 2.955 > t_{\text{table}} = 2.002$  ( $\alpha = 0,05$ ) with an average post-test value of the experimental class 81.6 and a control class 76, after t-test two uncorrelated samples obtained significant results between the average value of the numerical ability of the control class and the experimental class. It can be concluded that the Two Stay-Two Stray model produces a better post-test average value than conventional models.

Based on the conclusion of this research, several suggestions for future researchers can be proposed, it is expected to be able to study the problem with a wider range for the development of science in the world of research, which should in future research try to improve other abilities, especially in the field of mathematics using the cooperative learning model TSTS type (Two Stay-Two Stray).

#### References

- [1] A. Irawan and G. Kencanawaty 2017 Peranan Kemampuan Verbal dan Kemampuan Numerik Terhadap Kemampuan Berpikir Kritis Matematis Jurnal Aksioma. **5** 2 110–119.
- [2] B. Gunur, Alberta, and Apolonia 2018 Hubungan Antara Kemampuan Numerik dengan Kemampuan Pemecahan Masalah Matematis Siswa di Pedesaan MaPan : Jurnal Matematika dan Pembelajaran. **6** 2 148–160.
- [3] I. Ayu, K. Astuti, and A. A. I. N. Marhaeni 2013 Pengaruh Pendekatan Matematika Realistik terhadap Prestasi Belajar Matematika ditinjau dari Kemampuan Numerik E-Journal Program Pascasarjana Universitas Pendidikan Ganesha Jurusan Pendidikan Dasar. **3** 3
- [4] Abdurrahman, A. Saregar, and R. Umam 2018 Assessment Toward The Quantum Physics Concept Mastery Of The Prospective Physics Teachers Jurnal Pendidikan IPA Indonesia. **7** 34–40.
- [5] R. Diani, H. Herliantari, I. Irwandani, A. Saregar, and R. Umam 2019 The Effectiveness of SSCS Learning Model: Its Impact on the Students' Creative Problem-Solving Ability on the Concept of Substance Pressure Jurnal Penelitian Fisika dan Aplikasinya (JPFA). **9** 1
- [6] S. D. Utami, R. Asnawati, and M. Coesamin 2016 Efektivitas Penerapan Problem Based Learning Ditinjau dari Kemampuan Representasi Matematis. **2** 3 56–63.
- [7] A. Saregar, A. Marlina, and I. Kholid 2017 Efektivitas Model Pembelajaran ARIAS ditinjau dari Sikap Ilmiah: Dampak terhadap Pemahaman Konsep Fluida Statis Jurnal Ilmiah Pendidikan Fisika Al-Biruni. **6** 2 255–263.
- [8] R. Diani et al. 2019 Physics Learning through Active Learning Based Interactive Conceptual Instructions (ALBICI) to Improve Critical Thinking Ability Jurnal Penelitian dan Pembelajaran IPA. **5** 1
- [9] R. Asmawati and Wuryanto 2014 Keefektifan Model Pembelajaran LC 5E Dan TSTS Berbantuan LKPD Terhadap Hasil Belajar Jurnal Kreano. **5** 126–32
- [10] C. Permata, Kartono, and Sunarmi 2015 Analisis Kemampuan Komunikasi Matematis Siswa Kelas VIII SMP Pada Model Pembelajaran TSTS Dengan Pendekatan Scientific Unnes Journal of Mathematics Education. **4** 2 127–133
- [11] B. Habibi et al., 2019 Factor Determinants of Teacher Professionalism as Development of Student Learning Education at School of SMK PGRI in Tegal City, Indonesia Journal of



- Gifted Education and Creativity. **6** 2 125–134
- [12] A. Kasayanond, R. Umam, and K. Jernsittiparsert 2019 Environmental Sustainability and its Gsequenceth in Malaysia by Elaborating the Green Economy and Environmental Efficiency International Journal of Energy Economics and Policy. **9** 5 465–473
- [13] S. Hartinah et al. 2019 Teacher's performance management: The role of principal's leadership, work environment and motivation in Tegal City, Indonesia Management Science Letters. **9** 14 1–12
- [14] A. Hardiyanti 2016 Analisis Kesulitan Siswa Kelas IX SMP Dalam Menyelesaikan Soal Pada Materi Barisan Dan Deret in Konferensi Nasional Penelitian Matematika dan Pembelajarannya, 78-88.
- [15] A.T.Setiawan, 2016 Pengaruh Pembelajaran Kooperatif Two Stay Two Stray Berpendekatan Ansets Terhadap Hasil Belajar Kimia Siswa SMA N 1 ComalJurnal Inovasi Pendidikan Kimia. **6** 1.
- [16] I. Wahyuni and Y. G. Munthe 2014 Pengaruh Model Pembelajaran Kooperatif Tipe Two Stay Two Stray Terhadap Hasil Belajar Siswa Pada Materi Listrik Dinamis Pada Siswa SMA Jurnal Pendidikan Fisika. **3** 11–7.
- [17] R. Hamdi, M. A. Jamal, and S. Annur 2014 Meningkatkan Hasil Belajar Fisika dengan Menerapkan Model Pembelajaran Kooperatif Tipe Two Stay Two Stray Berkala Ilmiah Pendidikan Fisika. **2** 3 265–273.
- [18] Prihartini and N. Mediatati 2013 Perbedaan Pengaruh Metode Pembelajaran Kooperatif Tioe TSTS ( Two Stay Two Stray) dan Metode Ceramah Terhadap Hasil Belajar Satya Widya. **29** 2 127–133
- [19] Astuti 2016 Pengaruh Model Pembelajaran Kooperatif Tipe Two Stay Two Stray ( TSTS ) terhadap Hasil Belajar Matematika Siswa Kelas VII SMP Negeri 2 Bangkinang Kota,” Journal Cendekia: Jurnal Pendidikan Matematika. **1** 2
- [20] A. D. Sutrisno, A. Samsudi, W. Lilawati, I. Kaniawati, and E. Suhendi 2015 Model Pembelajaran Two Stay Two Stray (TSTS) dan Pemahaman Siswa Tentang Konsep Momentum dan ImpulsJurnal Pengajaran MIPA. **20** 1 38–42
- [21] D. F. Sari, S. S. Fitriani, and S. Emafetery 2019 The Stratify Of Two Stay Two Stray to Improve EFL Students Reading Skill Studies In English Languange and Education. **6** 1 171–184
- [22] F. Nur, N. K. Latuconsinah, A. I. P. Abrar, T. Tayeb, and I. Syamsuami 2018 Mathematical Learning Outcome Differences Through The Implementation Of Cooperative Learning Model Of Thing Pair Share Type, Two Stay Two Stray Type, And NHT MaPan : Jurnal Matematika dan Pembelajaran. **6** 2 199–206
- [23] Sukmayati 2016 Applying Two Stay Two Stray Strategy To Improve Students Reading Comprehension GEEJ. **1** 1
- [24] L. F. Indriani 2018 Kemampuan Penalaran Matematis dan Habits Of Mind Siswa SMP dalam Materi Segiempat dan Segitiga Jurnal Math Educator Nusantara. **4** 2 87–94
- [25] A. Minarni 2016 Pengaruh Pembelajaran Berbasis Masalah Terhadap Kemampuan Pemecahan Masalah Matematis. 1-10
- [26] Y. Kartika 2018 Analisis kemampuan pemahaman konsep matematis peserta didik kelas vii smp pada materi bentuk aljabar Jurnal Pendidikan Tambusai. **2** 58 777–785
- [27] D. Maulani, Suyono, and A. Noornia 2017 Pengaruh Penerapan Model Reciprocal Teaching Terhadap Kemampuan Komunikasi Matematis Ditinjau dari Self-Concept Siswa di SMAN Kecamatan Tambun Selatan BekasiJPPM. **10** 2 14–24
- [28] E. Komala 2012 Pembelajaran dengan Pendekatan Diskursif untuk Meningkatkan Kemampuan Pemecahan Masalah Matematis dan Self-Concept Siswa Sekolah Menengah Pertama Tesis pada SPS UPI Tidak dipublikasikan
- [29] D. A. Mahmud and Hartono 2014 Keefektifan Model Pembelajaran ISK dan Ditinjau dari Motivasi, Sikap dan Kemampuan Komunikasi MatematisJurnal Riset Pendidikan Matematika. **1** 2 188–201

- [30] K. Hutagol 2013 Pembelajaran Kontekstual Untuk Meningkatkan Kemampuan Representasi Matematis Siswa Sekolah Menengah Pertama Jurnal Ilmiah Program Studi Matmatika STKIP Siliwangi Bandung. **2** 1 85–99
- [31] N. Supriadi 2015 Pembelajaran Geometri Berbasis Geogebra Sebagai Upaya Meningkatkan Kemampuan Komunikasi Matematis Siswa Madrasah Tsanawiyah (MTs)Al-Jabar: Jurnal Pendidikan Matematika. **6** 2 99–109
- [32] D. Nopitasari 2016 Pengaruh Model Pembelajaran Creative Problem Solving (CPS) Terhadap Kemampuan Penalaran Adaptif Matematis SiswaM a T H L I N E: Jurnal Matematika Dan Pendidikan Matematika. **1** 2 103-112
- [33] M. Syazali 2015 Pengaruh Model Pembelajaran Creative Problem Solving Berbantuan Maple II Terhadap Kemampuan Pemecahan Masalah Matematis Al-Jabar: Jurnal Pendidikan Matematika. **6** 1 91–98
- [34] S. R. Muslim 2017 Pengaruh Penggunaan Model Project Based Learning Terhadap Kemampuan Pemecahan Masalah Matematis Peserta Didik SMASupremum Journal of Mathematics Education (SJME). **1** 2 88–95
- [35] M. Adesty, Nurhanurawati, and Widyastuti 2014 Pengaruh Model Pembelajaran Kooperatif Tipe NHT Terhadap Kemampuan Komunikasi Matematis dan Belief Jurnal Pendidikan Matematika Unila. **2** 2
- [36] Y. Li, M. Zhang, Y. Chen, Z. Deng, X. Zhu, and S. Yan 2018 Children’s Non-Symbolic and Symbolic Numerical Representations and Their Associations with Mathematical AbilityFrontiers in Psychology. **9** 9
- [37] T. Bregant 2013 Brain Mechanism Underlying Numerical Processing Psiholoska Obzorja. **21** 3 69–74
- [38] H. M. Tavakoli 2016 The Relationship Between Accuracy of Numerical Magnitude Coparisons and Children’s Arithmetic Ability: A Study in Iranian Primary School Children Europes Journal of Psychology. **12** 4 567–583
- [39] F. Lestari, B. Saryantono, M. Syazali, A. Saregar, D. Jauhariyah, and R. Umam 2019 Cooperative Learning Application with the Method of Network Tree Concept Map : Based on Japanese Learning System Approach Journal for the Education of Gifted Young Scientists. **7** 1 15–32.
- [40] R. Ramadhani, R. Umam, A. Abdurrahman, and M. Syazali 2019 The Effect Of Flipped-Problem Based Learning Model Integrated With LMS-Google Classroom For Senior High School Students Journal for the Education of Gifted Young. **7** 2 137 – 158
- [41] R. Sagala, R. Umam, A. Thahir, A. Saregar, and I. Wardani 2019 The Effectiveness of STEM-Based on GenderDifferences: The Impact of PhysicsConcept Understanding European Journal of Educational Research. **8** 3 753–763
- [42] M. Syazali et al.2019Partial correlation analysis using multiple linear regression: Impact on business environment of digital marketing interest in the era of industrial revolution 4.0 Management Science Letters. **9**
- [43] S. Syahrir, M. Syazali, R. Maskur, M. A. Amrulloh, H. J. Sada, and B. Listiani 2019 Calculus Module for Derivative Application Topics with an Islamic Contextual Teaching and Learning ApproachJournal of Physics: Conference Series, **1155** 1
- [44] T. Sriyakul et al., 2019 Internal Supply Chain Integration And Operational Performance Of Indonesian Fashion Industry Firms : A Supplier to Buyer Approach Humanities & Social Sciences Reviews. **7** 2 479–486.
- [45] T. Sriyakul, R. Umam, and K. Jermsttiparsert 2019 Total Quality Management and Logistic Performance : Moderating Role of Reserve Supply Chain in Pharmaceutical Industry of IndonesiaInternational Journal of Innovation, Creativity and Change. **5** 2 228 – 248
- [46] T. Sriyakul, R. Umam, and K. Jermsttiparsert 2019 Supplier Relationship Management , TQM Implementation , Leadership and Environmental Performance : Does Institutional Pressure Matter International Journal of Innovation, Creativity and Change. **5** 2 211 – 227.
- [47] M. Syazali et al., 2019 Islamic-Nuanced Linear Algebra Module with Problem-Based Learning

- Approach for Linear Equation System Topic *Journal of Physics: Conference Series*. **1155** 1
- [48] F. Komala Sari, M. Syazali, and Farida 2016 Pengembangan Media Pembelajaran (Modul) berbantuan Geogebra Pokok Bahasan Turunan *Jurnal Pendidikan Matematika*. **7** 2 135–151
- [49] R. Maskur, M. Syazali, and L. F. Utami 2019 Islamic-Nuanced Calculus Module with Open-Ended Approach in Real Number System Topic *Journal of Physics: Conference Series*. **1155** 1
- [50] S. Syahrir, M. Syazali, R. Masykur, M. A. Amrulloh, H. J. Sada, and B. Listiani 2018 Calculus Module for Derivative Application Topics with an Islamic Contextual Teaching and Learning Approach *IOP Conference Series: Journal of Physics*. **1155** 1.